

NEXT MEETING
SEPTEMBER 25

SEPTEMBER - VOLUME 2, ISSUE 8

ASSOCIATION OF REVOLUTIONARY TURNERS

SEPTEMBER 21, 2003

WWW.REVOLUTIONARY-TURNERS.COM

INSIDE THIS ISSUE:

TURNER OF THE MONTH 2

MEDIA LIBRARY 4

SEPT MEETING AGENDA 4

CLUB EVENTS 4

MONTHLY SHOP TIPS 7

VENDOR NEWS 7

MENTORING PROGRAM 8

CLASSIFIEDS 9

PRESIDENT'S COLUMN

This is a busy time of year for our club. We just concluded another demonstrating/selling venue at Prowse Farm. This two day event, organized by Andy Osborne and Ken Lindgren, was a success in terms of sales and member participation.

In less than 2 weeks, we have the Topsfield Fair venue, which is a LONG event. I have secured an area 4 times larger than last year so we won't be as squeezed as last year.

Start thinking on who you would like to represent you in the coming year, since the current term of the club officers is coming to an end in January.

SAFETY TIPS

- Always wear a face shield!!!
- Make sure your tailstock is LOCKED before turning on the lathe!!!
- When you have to chase your lathe around the room, you're turning speed is too high.

MEMBERSHIP HAS ITS PRIVILAGES...

CA Glue & Accelerator Available


| | | |
|----------------------|-------|--------|
| Thin CA Glue | 2oz | \$4.00 |
| Medium CA Glue | 2oz | \$4.00 |
| Thick CA Glue | 2oz | \$4.00 |
| Black Medium CA Glue | 2oz | \$6.00 |
| Accelerator w/pump | 2oz | \$3.00 |
| Accelerator Refill | 2oz | \$2.00 |
| Anchorseal | 1 gal | \$7.00 |

Association of Revolutionary Turners



3" Velcro backed sandpaper discs
- 80 to 400 grit 10/pack \$2.00

TURNER OF THE MONTH—SY LEVINE



You might realize how important turning is to Sy when find that he moved his entire household for a better turning situation. I guess those cold winter nights in the detached garage put quite a damper on

creativity. Not that that stopped the show altogether – just slowed it down. Now, in his new digs in the spacious, clean basement of his relatively new condo, Sy is in Turner Heaven. Plenty of room for all of his equipment, jigs, tools, out-rigging plus his own set of bulkhead steps for keeping those larger pieces out of the rain.

Unlike many of us, Sy has no distant past of woodworking or even yearning do so. He started his interest in turning by purchasing other people’s work.

Starting about eighteen years ago, Sy began collecting the occasional beautiful piece made by top notch craftsmen. One day, about four years ago, the thought popped into his head that he could “do that” himself. So he signed up for a five day intensive workshop given on a year round basis at the John C. Campbell Folk School in Brasstown, N.C. with the famous Bob Rosand (of the Christmas ornaments), and hasn’t stopped turning since.

Sy’s interest in turning coincided with a loss of interest in traveling as much as he had been. Also, an avid sailor, he had been there, done that, quite a bit as well. Turning appealed to him as a more accessible activity with its own rewards. Now, he spends ten to twenty hours a week making his own beautiful things.

After the first course at Brasstown, Sy invested in a Nova 3000. A year ago, he traded up to a One Way. He turned on the motor so that we could both admire it’s quiet hum. And he also enjoys it’s dependable stability. Sy recently turned a piece of wood that roughed in at sixty-three pounds. Whew!

One of Sy’s specialties is Norfolk Island Pine. He has several amazing creations lounging around the house, waiting to be sold. The problem isn’t finding the wood as much as it is getting it sent up here. Shipping costs are about a dollar a pound for the wet wood. And not all that he has had shipped up turned out to be of use. Still, he has mastered the keeping, (in liquid laundry detergent), the turning (he knows how to select and execute the perfect shape to accent the unusual “eyes” that typify Norfolk Island Pine) and the oiling to turn the thin pieces translucent.

For local woods, the condo groundskeepers check in with Sy when they do their pruning or take trees down. No competition for stock there.

In the spring, Sy signed up for a course with Stuart Mortimer on open spiral work. I can attest that Sy has totally taken to this technique. He has invested in the tools to make open work happen, and he has the eye and patience to do it right. I am blown away by, for instance, his open work form with ebony spiral finial, as well as his delightful goblets with graceful details.

While suffering with the weight of the angle grinder in Provo, Sy and company got to fantasizing about how to lighten the load. The angle grinder must be held in one hand, and is dangerous and difficult to control. Sy came home and hooked up his angle grinder on a rope pulley, counterbalanced by weights dropped from a corresponding pulley. Both pulleys are suspended from a piece of pipe mounted below the ceiling. This should work well for sanding with a drill. Can’t wait to try this myself!

For open work, Sy will mark out a piece in pencil, then follow the lines demarcating the grooves with the angle grinder. Next he uses the Foredom tool to refine the grooves. Filing and sanding complete the outer work. It looks like a lot of fun to try – especially if you have the angle grinder and Foredom tool.

Sy quotes Stuart Mortimer who says “Use anything that you can to make your work easier” Very tempting philosophy, especially when you see the beauti-

“Unlike many of us, Sy has no distant past of woodworking or even yearning do so.”



TURNER OF THE MONTH—SY LEVINE (CONT.)


ful results created in a reasonable length of time. , and you can actually finish a simple piece in hours instead of days.

Sy is active in the Lexington Arts and Crafts Guild as well as CNEW and Weston Art and Crafts. He has pieces in a gallery or two as well. Between the Norfolk Island Pine and the spiral open work, I suspect that Sy's work will be welcome anywhere.

- Bobbi Tornheim



“ The tools pay for themselves...”



MEDIA LIBRARY

Current Video Inventory:

- * *Turning Wood with Richard Raffan*
- * *Turning Boxes with Richard Raffan*
- * *Turning Projects with Richard Raffan*
- * *Bowl Turning with Del Stubbs*
- * *Skill Building Projects with Mark St. Leger*
- * *Sharpening Fundamentals*
- * *Turning Projects from Scrap with Bob Rosand*
- * *Natural Lipped Bowls – Ken Bullock*
- * *Wooden Bowls on a Budget – Ken Bullock*
- * *Rude Osolnik – Dean of American Woodturners*
- * *David Ellsworth Tape #1*
- * *David Ellsworth Tape #3*
- * *David Ellsworth Tape T*
- * *Skew Chisel with Alan Lacer*
- * *Turning a Salt & Pepper Mill by Holtham*
- * *1996 AAW Symposium - Techniques*

- * *1998 AAW Symposium - Techniques Vol #2*
- * *1998 AAW Symposium - Techniques Vol #1*
- * *1999 AAW Symposium - Techniques Vol #1*
- * *Vessels of Illusion by Trent Bosch*
- * *From Tree to Table by Mike Mahoney*
- * *Woodturning Wizardry by David Springett*
- * *Woodturning - A Foundation Course*
- * *Mike Darlow DVD set*

Current Book Inventory:

- * *Woodturning - TIME/LIFE Book*
- * *The Fine Art of Small-Scale Woodturning*
- * *Fundamentals of Woodturning by Mike Darlow*
- * *Woodturning Methods by Mike Darlow*

- * *1997 AAW Symposium - Techniques*

“If anyone would like to donate any ORIGINAL videos (no copies), please contact any of the club’s officers.”

CLUB EVENTS

October 4th thru 13th - Topsfield Fair

www.topsfieldfair.org

Peter Teubel, Mike Green, and Dick Vose are in charge of this venue.

SEPTEMBER MEETING AGENDA

Remember to bring in some wood to help support the club.

6:30pm–7:00pm

Arrive early for some social time and get a better parking spot!

7:00pm–7:45pm

- * Club business
- * Announcements

* Show & tell. Bring your pieces in for discussion

7:45pm to 8:00pm

Break

8:00pm–9:00pm

Bobbi Tornheim will be demonstrating lattice work on the lathe.

9:00pm-9:15pm

Break

9:15pm - 10:00pm

Wood Swap

FARM DAY FESTIVAL—PROWSE FARM

Another successful venue of demonstrating and selling has come and gone. While it was a lot of work, fun was had by all! Participants were Ken Lindgren, Andy Osborne, Jean LeGwin and Norm Mancuso actually demonstrating and manning the booth. Donna Banfield and Dave Hutchins assisted with the setup & takedown of the display. Sales for two days were \$1,134.00.



MONTHLY SHOP TIPS

Fading Dyes

- David Gillette

There are basically 3 types of dyes available, Water-based, alcohol-based, and oil-based. Water-based dyes penetrate deeper and are the most fade resistant, followed by alcohol based (which dry the quickest) and lastly oil-based.

Cheap Desiccant

- David Gillette

Put some cat litter in a cloth bag and throw it in your tool box. It will absorb moisture and prevent your tools from rusting.

Ebonizing Mixture

- Peter Teubel

Take a medium to large glass jar, place about 2 ounces of steel wool in it and pour vine-

gar into the jar until it is almost full. Place the cover on the jar and put it on a shelf for about a week. Adding a few very rusty nails to the vinegar with the steel wool will make a stronger "brew". You can also wet the wood with very strong tea and let it dry before using the ebonizing "brew". This adds tannins to the wood for a better reaction. Apply to the solution to the wood - a high tannin content wood like Oak, Walnut or Ash works best - the wood will turn black almost immediately and get darker with repeated applications of the solution.

CA Glue Staining

- Peter Teubel

CA glue is wonderful for keeping the bark on a natural edge piece, but it can stain

the wood. Smear some common paste wax around the area you are gluing. This will prevent the CA glue from soaking in and staining the surrounding wood. The paste wax will be sanded off before finishing, so there will be no inconsistencies in the appearance of the wood.

OTHER EVENTS

Johannes Michaelson will be conducting a hands-on hat making classes at the New Hampshire Woodcraft store and the Providence Woodcraft store.

Providence: Oct 24, 25 and 26th.

New Hampshire: Oct 31 -Nov 2

This three-day classes will ensure that each student gets personal attention and leaves with a completed hat. The cost of the course is \$600.

“ Send your tips to Peter Teubel for publication in our Monthly Shop Tips section! “

VENDOR NEWS

Nothing to note this month...

A.R.T. MENTORING PROGRAM

Our Mentoring program is designed to help the novice as well as the intermediate turners in the club. Take advantage of the Mentors listed below. They've all agreed to spend a few hours with any beginner to help the beginner get started or any intermediate to advance their skills. All it takes is a phone call to make an appointment.

Peter Teubel - Milford, MA
(508) 662-4932
pteubel@comcast.net

Mike Green - Lowell, MA
978-459-8308
mgreenburl@juno.com

Frank Movitz - Marblehead, MA
781-631-4411
gwpb@attbi.com

Derrick TePaske - Belmont, MA
617-489-0169
go.den@verizon.net

Steve Rezek - Concord, MA
978-287-4821
reznek@aol.com

Jack Grube - Londonderry, NH
603-432-4060
jackgrube@aol.com

Dietrich Kulze - Billerica, MA
978-663-5241
dk3@reuse.com

David Vaughn - Reading, MA
781-944-3389
janvaughn@comcast.net

**“All it takes is a
phone call to
make an
appointment.”**



CLASSIFIEDS

Look! No Batteries Required...Ever Again! Batteryless, 110 VAC Powered Laser Pointer for those deep hollowing jobs. Plugs into any standard 110 VAC outlet. Use with deep hollowing systems such as the Jamieson, Kelton, Oneway, Pro-Forme, Dave Reeks, homemade, etc. varieties.

Price: \$25.00 each.

Get perfectly side ground edges on all your bowl gouges. Improved, easy to use gouge sharpening jigs. No matter what the sizes of your gouges, there is a sharpening jig to give you that perfectly ground edge. For use with the Wolverine or similar grinding aid. Three sizes to properly fit all gouges:


| Size: | Prices: |
|---------------------------|-----------------------|
| Small (up to 3/8" dia.) | \$12.00 each |
| Medium (3/8" - 5/8" dia.) | \$12.00 each |
| Large (5/8"-7/8" dia.) | \$12.00 each |
| Set of all three: | \$30.00 (Save \$6.00) |

Ultra-Thin Kerf Parting Tool. Blade is only 0.050" thin to give those wood saving and grain matching cuts. Overall length approximately 9-1/2" with comfortable handle for good control. Made from hardened High Speed Steel for a lasting edge and stiffness.

Price: \$20.00 each.



110 VAC Laser Pointer



Bowl Gouge Sharpening Jigs



Ultra-Thin Parting Tool

Please add \$5.00 Shipping and Handling to your order (no matter the number of items ordered being shipped to the same address at the same time).

To order, please make checks payable to Peter Toch and mail to:

Peter Toch
6565 Fairway View Trail
Roanoke, VA 24018

For questions or further information, please contact Peter Toch at (540) 774-4152 or ptoch@adelphia.net

* NOTE: These items are also available thru Mike Green at the monthly meetings.

“ Classified ads are free for members . Just send your ad to Peter Teubel.”



For Sale: Grizzly 1067Z Wood Lathe

This lathe is almost identical to the Jet 1236. Less than 1 year old. Includes all original equipment; face plate, tool rest, spur drive, live center, tool rest extension and manual. Also includes Grizzly scroll chuck. Stand has been enclosed to contain ballast. \$350.00

Please call Ken George at 781-729-5227 (home) or 617-775-1222 (cell). If no answer leave a message with your name and phone number and your call will be returned as soon possible.

as

CLASSIFIEDS (CONT.)

For Sale: Jet 1236 Lathe

12" swing, 36" between centers, swiveling headstock. Bought new in December 2001. Excellent condition. I'm upgrading to a larger model, so this one has to go. Price negotiable.



Kenneth Brannock
132 Sewalls Falls RD.
Concord, N.H. 03301
603-224-4820
kencarves@aol.com

“ Classified ads
are free for
members . Just
send your ad to
Peter Teubel. ”



Association of Revolutionary Turners

“ GET INVOLVED ”



~ LEGAL STUFF ~

The Association of Revolutionary Turners (A.R.T.) was founded in 2001 to support the needs of woodturners in eastern Massachusetts. Its purpose is to provide education, information, and organization to those interested in woodturning. We meet on the 4th Thursday of every month at the Woodcraft Store in Woburn, MA. Memberships are on a calendar basis from January 1st through December 31st. Annual dues is \$20 per person.

President: Peter Teubel
(508) 662-4932
pteubel@comcast.net

Internal VP: Mike Green
(978) 459-8308
mgreenburl@juno.com

External VP: Dave Eaton
(508) 653-6364
dave@eaton9999.com

Treasurer: Andy Osborne
(781) 769-6070
simpnat@msn.com

Secretary: Bobbi Tornheim
(781) 862-4359
tornheim@rcn.com

Asst. Secretary: Sharon Green
(978) 459-8308
mgreenburl@juno.com

Librarian: Richard Vose
(978) 667-7589
rvose@netway.com

All material copyright ©2003 by the Association of Revolutionary Turners. Reproduction or use without permission is frowned upon, while asking for permission and giving us credit is encouraged!

2003 MEMBERSHIP DUES

Club dues are due for fiscal year 2003. Please help the club continue to prosper by bringing your dues to the April meeting. We now have an official club bank account so we CAN accept checks (no plastic yet, but we're working on it!). Please see our Treasurer (Andy Osborne).

SEPT 25 MEETING

- Demonstration by Bobbi Tornheim on Lattice work
- Prowse Farm Report
- Topsfield Fair information & signup