

NEXT MEETING  
WEDNESDAY NOVEMBER  
15TH  
7:00PM—MIDDLESEX C.C.  
BEDFORD, MA.

OCTOBER VOLUME 9, ISSUE 9

# ASSOCIATION OF REVOLUTIONARY TURNERS

OCTOBER 25TH, 2006

## INSIDE THIS ISSUE:

MEETING MINUTES	2, 3
SHOW & TELL	4
DEMO	5
MEDIA LIBRARY	6
CLUB EVENTS	7
MENTORING PROGRAM	8
CLASSIFIEDS	9
MISC	10

## AAW PRESIDENTS LETTER - ANGELO IAFRATE (FALL 2006)



### From Angelo Iafrate

The [AAW's Louisville Symposium](#) is now a distant memory. Although a record crowd of 1,891 (members, youth participants and spouses) stretched our resources, we're already hard at work incorporating your comments into an even better Symposium [June 29-July 1, 2007, in Portland, Oregon.](#)

Can we do better? Will we do better? You betcha! You want proof? [Visit us in Portland!](#)

During the 2006 Symposium, there were many old friends to greet, new friends to meet. This event - more than any other - gives me the chance to reconnect with old friends, even if the meeting is as brief as a short conversation in the hallway on the way to another demonstration .

During the opening remarks ceremony, we re-instituted the keynote speech. This year, [Andrew Glasgow, executive director of the Furniture Society](#), delivered the address and challenged us to move forward in our craft while learning from the masters of the past. This point was made poignant by the showing of the Wood Turning Center's inspiring film *Connections*. I'd like to thank Albert LeCoff and Andrew

Glasgow for their contributions that helped make this symposium a success.

The trade show was particularly colorful this year with the addition of new tool and wood vendors along with all of the old standbys. Although my wallet was emptied in nanoseconds, I needed another full day at the symposium just for the trade show. See Alan Lacer's trade show report on *page 62* of the Fall AW. Finally, our search for an AAW Executive Director has come to a close. The Executive Director search committee was charged with finding suitable candidates. We found several. We invited the top candidates to attend the 2006 symposium for a rigorous series of interviews with the board and its advisors, as well as to get acquainted with the AAW. Please join us in a warm welcome to [Larry Sommer](#)

## Safety Tips

Always wear a face shield!!!!

Make sure your tailstock is

LOCKED before turning on

the lathe!!!

When you have to chase your

lathe around the room, you're

turning speed is to high!

## MEMBERSHIP HAS ITS PRIVILEGES.....

### CA Glue & Accelerator Available

Thin CA Glue	2oz	\$4.00	2" & 3" Velcro Backed sandpaper Discs
Medium CA Glue	2oz	\$4.00	80-400 grit 10/Pack \$2.00
Thick CA Glue	2oz	\$4.00	
Accelerator w/pump	2oz	\$3.00	
Anchorseal	1gal	\$7.00	

## OCTOBER MEETING NOTES BY GARY BENJAMIN

We welcomed everyone to our second meeting at Middlesex Community College and our next meeting will be on Wednesday, November 15th in the same location starting at 7:00 PM.

We also welcomed the following visitor's and new members:

Joe O'Leary, Charlie Cavanaugh, Graham Young and Laurie Julie.

### New Business:

1. Ron Pouliot opened the meeting reminding everyone that dues next year will be increased by \$10.00 to \$30.00 per year. We are starting to collect 2007 dues so please remember to bring cash or check for next years dues to the upcoming meetings.
2. Ron also asked people to begin thinking about the executive officer positions that will be opening up at the end of this year. Elections will be held at the January 2007 meeting and the positions to be filled are President, Vice President Internal, Vice President External, Secretary and Treasurer. For the club to be a success we need members to step and offer their support and leadership for these roles. If anyone has any questions they are encouraged to contact any board member for more info.
3. 2007 Fairs: As an organization we need to find out if people are interested in supporting the Marshfield and Topsfield fairs in 2007. If it is decided that we will provide club representation we will have a committee for each fair. For Topsfield Mike Souter and Gary Benjamin offered to handle all aspects for that fair and for the Marshfield fair it will be Dietrich Kulze with assistance from another club member. Feedback from members who were at those fairs was very positive as Peter Patalano said working with Mike Souter on making bowls in Marshfield was great and Nichole Valois felt it was a "great experience" as she had a chance to meet a lot of the members and got some great turning tips. Devon Thibeault also mentioned that you get a chance to see different turning styles and techniques from the various turners. Mike Souter said club sales were around \$3,975.000 and we paid the club \$350.00. There are still some pieces from the Marshfield fair that have not been returned to the people who turned them and Dietrich has been trying to contact Barbara Clorite-Ventura as she has the various pieces. Devon mentioned that we were missing some equipment at the Spirit of Wood fair as he could not find 2 drive centers and the chuck and the key. Ron is going to send the manager from the Rockler store in Cambridge a thank you note for the wood they donated to the club. Gary Bashian will forward Ron the logo info so the note can be sent on our letterhead.
4. *Financials:* Derrick TePaske is working on writing a grant to see if we can get reimbursed for a portion of the \$1,000.000 seed money we provided to the Yankee Symposium. Derrick recently sent \$500.00 to Middlesex Community College and he feels we should have about \$1,000.00 in the account at years end.
5. New Location Discussion for future ART Meetings and we currently have the following options:
  - A. Middlesex Community College in Bedford: Cost is \$125.00 per night and we have it scheduled through the end of the year which will give us time to discuss all the other options. Has to be on Wednesday nights as Thursday is not available.
  - B. Rockler in Danvers: Parking is great, location is free but there is a real concern that space is going to be an issue at the store. It is really small and would not allow us the growth potential as our membership increases.
  - C. Rockler in Cambridge: Manager offered to provide us with free wood and use of the lathes and building. But there is concern with the location in terms of parking and how many people we could have at the meetings.
  - D. VFW Hall in Davis Square, Somerville: Peter Patalano's brother is an officer here and parking is not an issue, cost is \$150.00 for four hours. This remains an option.
  - E. Mason's Hall in Ipswich: Mike talked to the people at this location and it would be \$100.00 per night. The only negative feedback on this location would be the commute to the North Shore for some members. Option is still open.
  - F. Devon's Shop in Medford: 10–15 minutes South of Woodcraft and Devon offered this as an alternative. He is going to check with his partner but this also remains an open option.

**OCTOBER MEETING NOTES—CONTINUED BY GARY BENJAMIN****New Business—Continued:**

6. We agreed that Rocker is not going to be an option for us due to parking and capacity constraints so Ron and Dietrich will get in touch with the respective Rockler managers and thank them for their offers. Dietrich will visit Devon's shop to see if that could work for us if it is available.
7. It was requested by the membership not to schedule any ART meetings during either the Marshfield or Topsfield fair dates. We will make sure to take this into consideration next year.
8. Mentoring—New members were encouraged to take advantage of the Mentoring Program and the mentors are listed in this newsletter. Also explained that Video's, CD's and books are available to members for a nominal costs.
9. The club has a new CD and it Elegant Finials by Cindy Drozda.
10. Mike Souter suggested adding the left over supplies from the Betty Scarpino demo to the evenings wood swap so we included; Liming wax and Steel Wool, Deft Lacquer Spray, Solar Lux Alcohol based dye stain, Wood Bleach and Ron Poullot added a Craft Supplies gift certificate.

**Club Voting Issues:**

11. A motion was presented to change the meetings from the fourth Wednesday of the month to the third Wednesday for the months of November and December.

All in Favor: Yes

All Opposed: None

**Motion passed.**

12. A second motion was presented to the group regarding having Rocker not be an option for our future meeting sites:

All in favor: Yes

All Opposed: None

**Motion passed.**

# OCTOBER SHOW AND TELL

## Show and Tell:

Steve Reznick: Book matched pieces of Wenge is done by cutting the face, jointing the two piece straight and then gluing them back together. Steve uses Gorilla glue to hold the two pieces together and the effects are quite impressive!

Peter Patalano displayed a bowl that he made as well as his second goblet—great job Peter!



John Quinn brought in a poplar bowl that he has been turning:



Graham Young: One of our new members who displayed a nice turned box of Norway Maple.



Ron Pouliot displayed an ash platter and bowl from wood he won at the July open turning wood swap. Great examples of what can be accomplished from the wood swap!



Mike Souter: Displayed a natural edge hollow form from an older piece of apple he had turned at the Topsfield Fair.



## OCTOBER DEMO—HOW TO MAKE A HOOK TOOL

### Demo:

Mike Souter provided a great demo on how to make and use a hook tool for hollowing out end grain. Mike provided handouts for about 20 people but said more detailed instructions could be found at:

[http://www.alanlacer.com/articles/basic\\_hook\\_tool.html](http://www.alanlacer.com/articles/basic_hook_tool.html)

Mike talked about the need for carbon steel for this project and in particular, O1 Tool Steel (O = Oil Hardening) and he uses 5/16" diameter in a 5/8 rod or 1/4" diameter in a 1/2" rod. For this project you will also need a torch with MAP gas (needed to heat the steel—standard propaene gas will not do) and Extra Virgin Olive Oil to cool down the steel.

Mike suggests grinding the O1 Steel to an angle that would make a wedge shape (this can be done on a belt sander) before starting the process and to polish the piece before you start.. He also grinds a flat section on the steel where the set screw will go. At this point it makes sense insert the blank in the rod and a set screw is inserted to hold the hook tool as this will help in terms of lining up the tool while in use and for ease of changing out the hook itself.

### Shaping the Hook:

You will need needle nose pliers to create the hook but the most important part is heating up the hook and make sure that you are bending the steel the correct way. Mike also suggests putting an offset at the bottom once the tool has been heated. This, along with the bending of the actual hook can be done as the steel is being heated.

To make sure you have the metal heated to the right temperature you can base it on the color of the hook or via a Temper Sticks (?). The temper sticks come in either 500 degree or 1400 degree versions and melt when touched to the piece so you know you are at the correct temperature. Visually when the metal turns Cherry red he suggests keeping it at that Cherry red glow for about two minutes to temper it and then VERY QUICKLY get it in the oil and mix it around quickly and constantly to dissipate heat evenly. Do this for approximately one minute. When you take it out and clean it off (you need to clean off the blackened tip so you can see the color change for the next step and can use soap and water or acetone or a wire brush on a grinder).

If you test this on a file at this point you can hear the hardness of the steel. You now have to temper it to about 490/500 degrees as the final step in the process. This can be done by placing the tip in an oven set at 490 degrees for about twenty minutes or by heating up the hook once again at the BOTTOM of the hook by the shaft, as the heat will travel up towards the tip fast. Once you see it starting to turn a straw color it will travel quickly up the hook and when that color reaches the halfway point on the tool once again you must QUICKLY move it off the flame and into the can of Virgin oil. Carbon steel can blue very fast so you must be very careful and quick once that straw colors hits the halfway point on the hook.

This was a great demo by Mike and much appreciated by all and here are a few pictures making the tool and in use! Thanks again Mike!



**MEDIA LIBRARY (updated as of May 2006)**

ART #	VIDEO TAPE DESCRIPTION	FORMAT	ART #	VIDEO TAPE DESCRIPTION	FORMAT
ART # 1	The Skew Chisel with Alan Lacer	VHS	ART #24	Techniques from the 1999 AAW Symposium vol.#1	VHS
ART # 2	Turning Wood with Richard Raffan	VHS	ART #25	Techniques from the 1998 AAW Symposium vol.#2	VHS
ART # 3	Turning Boxes with Richard Raffan	VHS	ART #26	Techniques from the 1998 AAW Symposium vol.#1	VHS
ART # 4	Turning Projects with Richard Raffan	VHS	ART #27	The Son of Skew with Alan Lacer	VHS
ART # 5	Bowl Turning with Del Stubbs	VHS	ART #28	DRILL DOCTOR	VHS
ART # 6	Skill Building Projects with Mark St. Leger	VHS	ART #29	Ranege Rider Hat with JoHannes Michelsen	VHS
ART # 7	Sharpening Fundamentals	VHS	ART #30	Mike Darlow Tape #1	VHS
ART # 8	Turning Projects from Scrap with Bob Rosand	VHS	ART #31	Mike Darlow Tape #2	VHS
ART # 9	Natural Lipped Bowls with Ken Bullock	VHS	ART #32	Mike Darlow Tape #3	VHS
ART # 10	Wooden Bowls on a Budget with Ken Bullock	VHS	ART #33	Mike Darlow Tape #4	VHS
ART # 11	Rude Osolnik - Dean of American Woodturners	VHS	ART #34	Mike Darlow Tape #5	VHS
ART # 12	David Ellsworth Tape #1	VHS	ART #35	Woodturning Projects with Nick Cook Volume1	VHS
ART # 13	David Ellsworth Tape #3	VHS	ART #36	Woodturning Projects with Nick Cook Volume2	VHS
ART # 14	Woodturning - A Foundation Course w/Keith Rowley	VHS	ART #37	Luke Mann Demo at MCC 8-14-2004	VHS
ART # 15	Turning Wood w/Alan Holtham Salt and Pepper Mill	VHS	ART #38	Marshfield Fair	VHS
ART # 16	Techniques from the 1996 AAW Symposium	VHS	ART #39	Myron Curtis Architectural Woodturner and Teacher	VHS
ART # 17	Techniques from the 1997 AAW Symposium	VHS	ART #40	Techniques from the 2002 AAW Symposium vol #1	VHS
ART # 18	Techniques from the 1998 AAW Symposium vol.#1	VHS	ART #41	Techniques from the 2002 AAW Symposium vol #2	VHS
ART # 19	Vessels of Illusion with Trent Bosch	VHS	ART #42	AAW 2002 Symposium Gallery Critique with David Ellsworth	VHS
ART # 20	From the Tree to the Table with Mike Mahoney	VHS		and Michael Hosaluk	
ART # 21	Woodturning Wizardry with David Springett	VHS	ART #43	AAW Journal Volumes 1 - 8 (31 ISSUES)	CD
ART #22	Tools for Hollow Turning by David Ellsworth	VHS	ART #44	AAW Journal Volumes 9-16 (32 ISSUES)	CD
ART #23	Fundamentals of Sharpening with Bonnie Klein,	VHS	ART #45	Off Center Turning with Chris Stott	VHS
	John Jordan, Bill Johnston, and Alan Lacer	VHS	ART #46	Turning Out Side the Box with Beth Ireland	DVD
			ART #47	Woodturning Getting Started Right with Alan Lacer	DVD
			ART #48	Segmented Vessels Using the Cassinger Template	VHS

**Books:**

ART #	BOOK DESCRIPTION
ART #1 B	Wood Turning a TIME/LIFE Book
ART #2 B	The Fine Art Of Small-Scale Woodturning by W.R. Duce
ART #3 B	The Fundamentals of Woodturning by Mike Darlow
ART #4 B	Woodturning Methods by Mike Darlow
ART #5 B	Turning Wooden Jewelry by Judy Ditmer
ART #5 B	Turned Bowl Design by Richard Raffan 1987
ART #7 B	Creative Woodturning by Dale Nish 1975
ART #8 B	Hand or Simple Turning by John Jacob Holtzapffel
ART #9 B	Contemporary American Woodworkers by Michael A Stone
ART #10 B	Turning Wood by Richard Raffan
ART #11 B	Wood for Woodturners by Mark Baker
ART #12 B	The Craftsman Woodturner by Peter Child

“If anyone would like to donate any ORIGINAL videos (no copies), please contact any of the club’s officers.”

### **CLUB EVENTS LINKS OF INTEREST**

Upcoming club elections: President, Vice President Internal, Vice President External, Secretary & Treasurer  
November Club Meeting will be on Wednesday, 11/15/06 starting at 7:00 PM at Middlesex CC  
December Club Meeting will be on Wednesday, 12/20/06 starting at 7:00 PM at Middlesex CC

We always welcome wood for the wood swap at club events and it serves two purposes:

1. Gives members a chance to turn some different wood that they might normally have
2. Helps the club finances

**Alan Lacer web site for detailed instructions on how to Make the Hook Tool:**

[http://www.alanlacer.com/articles/basic\\_hook\\_tool.html](http://www.alanlacer.com/articles/basic_hook_tool.html)

**The American Association of Woodturners:**

<http://www.woodturner.org/>

### **NOVEMBER MEETING AGENDA**

Remember to bring in some wood for the wood swap to help support the club!

**6:30pm–7:00 pm:** Arrive early for some social time

**7:00 pm–8:00 pm:** Club Business, Announcements,

**8: 00pm–8:20 pm:** Break

**8: 20pm–9:00 pm:** Show and Tell

**9: 00pm–10:00 pm:** Demo

## **ART Mentoring Program**

Our Mentoring program is designed to help the novice as well as the intermediate turners in the club. Take advantage of the Mentors listed below. They've all agreed to spend a few hours with anyone to help the beginner get started or the intermediate to advance their skills. All it takes is a phone call to make an appointment.

Mike Green - Lowell, MA  
978-459-8308  
mgreenburl@juno.com

Frank Movitz -Marblehead, MA  
781-631-4411  
gwpb@attbi.com

Derrick TePaske—Belmont, MA  
617-861-7728  
tepaske@verizon.net

Dietrich Kulze -Billerica, MA  
978-663-5241  
dietrich@kulze.com

Mike Souter—Ipswich, MA  
978-356-4750  
mss2468@aol.com

Ken Lindgren—Norwood, MA  
781-762-4066  
kenlindgren@norwoodlight.com

Gary Benjamin—Beverly, Ma  
978-921-1449  
garybenjam@aol.com

**“All it takes is a  
phone call to  
make an  
appointment.”**



**CLASSIFIEDS:**


Look! No Batteries Required...Ever Again! Batteryless, 110 VAC Powered Laser Pointer for those deep hollowing jobs. Plugs into any standard 110 VAC outlet. Use with deep hollowing systems such as the Jamieson, Kelton, Oneway, Pro-Forme, Dave Reeks, home-made, etc. varieties. Price: \$25.00 each.

Get perfectly side ground edges on all your bowl gouges. Improved, easy to use gouge sharpening jigs. No matter what the sizes of your gouges, there is a sharpening jig to give you that perfectly ground edge. For use with the Wolverine or similar grinding aid. Three sizes to properly fit all gouges:


Size:	Prices:
Small (up to 3/8" dia.)	\$12.00 each
Medium (3/8" - 5/8" dia.)	\$12.00 each
Large (5/8"-7/8" dia.)	\$12.00 each
Set of all three:	\$30.00 (Save \$6.00)

Ultra-Thin Kerf Parting Tool. Blade is only 0.050" thin to give those wood saving and grain matching cuts. Overall length approximately 9-1/2" with comfortable handle for good control. Made from hardened High Speed Steel for a lasting edge and stiffness.


Price: \$20.00 each.



110 VAC Laser Pointer



Bowl Gouge Sharpening Jigs



Ultra-Thin Parting Tool

Please add \$5.00 Shipping and Handling to your order (no matter the number of items ordered being shipped to the same address at the same time).

To order, please make checks payable to Peter Toch and mail to:

Peter Toch  
6565 Fairway View Trail  
Roanoke, VA 24018

For questions or further information, please contact Peter Toch at (540) 774-4152 or ptoch@adelphia.net

**\* NOTE: These items are also available thru Mike Green at our**

**“ Classified ads  
are free for  
members . Just  
send your ad to  
Al Primm. ”**

**Classified ads are free from all club members—Just send you ad to Gary Benjamin at [garybenjam@aol.com](mailto:garybenjam@aol.com)**

## Association of Revolutionary Turners

### Get Involved

The Association of Revolutionary Turners (A.R.T.) was founded in 2002 to support the needs of woodturners in eastern Massachusetts. Its purpose is to provide education, information and organization for those interested in woodturning. Currently we meet at Middlesex Community College in Bedford on the third Wednesday of the month. Memberships are on a calendar basis from January 1st through December 31st. Annual dues are \$30.00 per person.

All material copyright ©2006 by the Association of Revolutionary Turners. Reproduction or use without permission is frowned upon, while asking for permission and giving us credit is encouraged!

### Executive Board:

**President: Ron Pouliot, [RonaldPouliot@aol.com](mailto:RonaldPouliot@aol.com), 978-685-4369**

**Vice President—External Affairs: Dietrich Kulze, [dietrich.kulze.com](http://dietrich.kulze.com), 978-663-5421**

**Vice President—Internal Affairs:**

**Treasurer: Derrick TePaske, [tepaske@verizon.net](mailto:tepaske@verizon.net), 617-489-3144**

**Secretary: Gary Benjamin, [garybenjam@aol.com](mailto:garybenjam@aol.com), 978-921-1449**

**Librarian: Richard Vose, [rvose@netway.com](mailto:rvose@netway.com), 978-667-7589**

**Librarian Assistants: Earl Powell, [earl@brooksidestudio.org](mailto:earl@brooksidestudio.org), 781-756-0603**

**Gordon Clarke, [gordonclarke@adelphia.net](mailto:gordonclarke@adelphia.net), 603-673-8283**

**Supplies and Merchandise: Mike Souter, [mss2468@aol.com](mailto:mss2468@aol.com), 978-356-4750**